

Logging In Via the Web

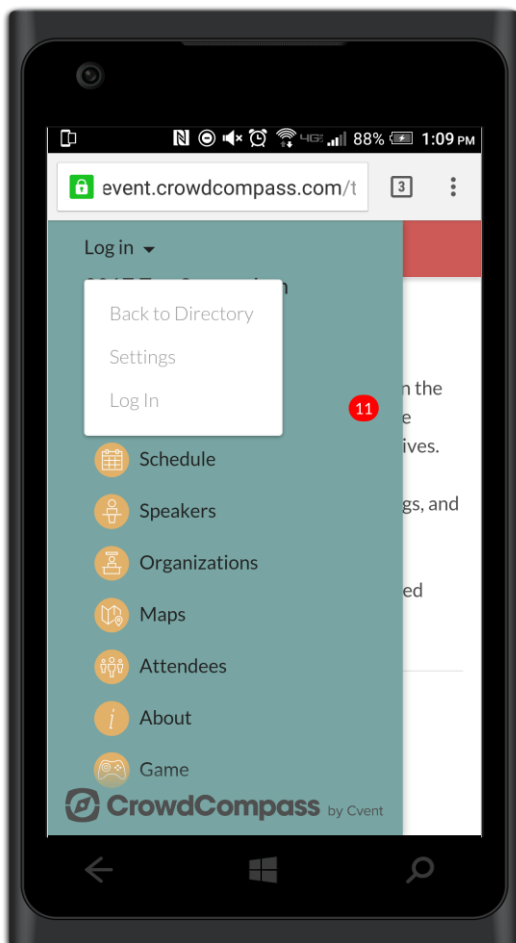
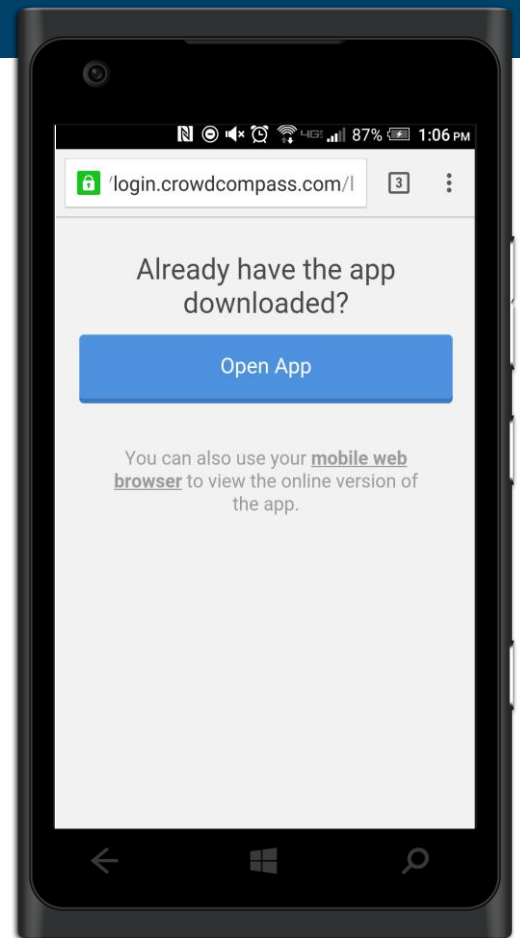
Through the Invitation

1. Open your invitation email. Access your invitation on the device that you plan to bring to the event.

Tap Verify Account.


Note: Your verification code will be sent to the email you've used to register for the conference.

2. Activate your account. Click mobile web browser to complete the verification via the Online Event Guide.



Through an URL

1. Open a browser. Access the web version of the event's app using this URL: <https://crowd.cc/cbie2019>

Tap the  icon in the top left. Log in, then, log in once again from the dropdown menu.

2. Enter your details. Enter your first and last name where prompted, then tap Next. Enter an email address you have access to, then tap Next one more time.

3. Verify your account. Access your verification email. You will see it includes your four-digit verification code.

Return to the log in page and enter the verification code, then tap Verify to log in to your mobile app.