


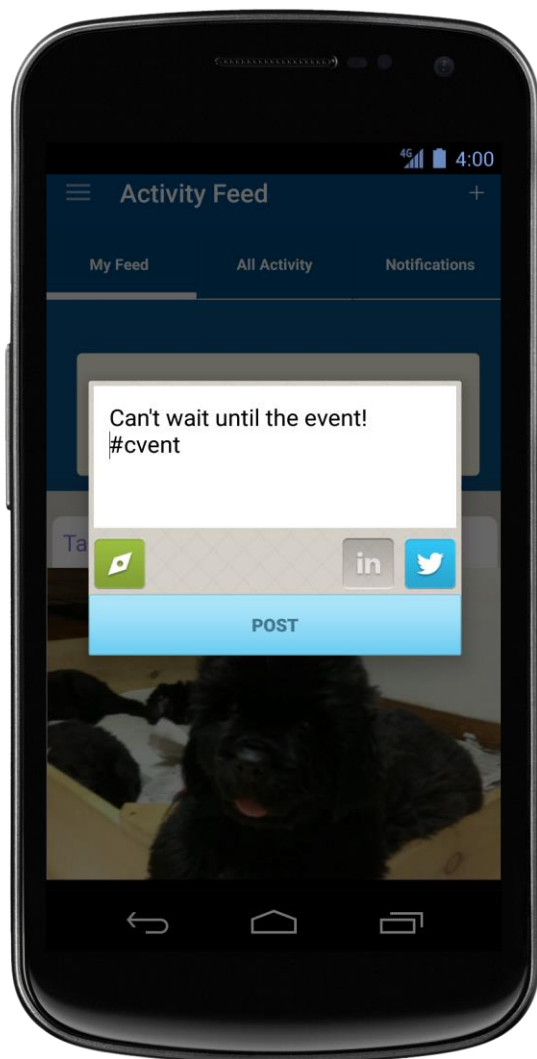
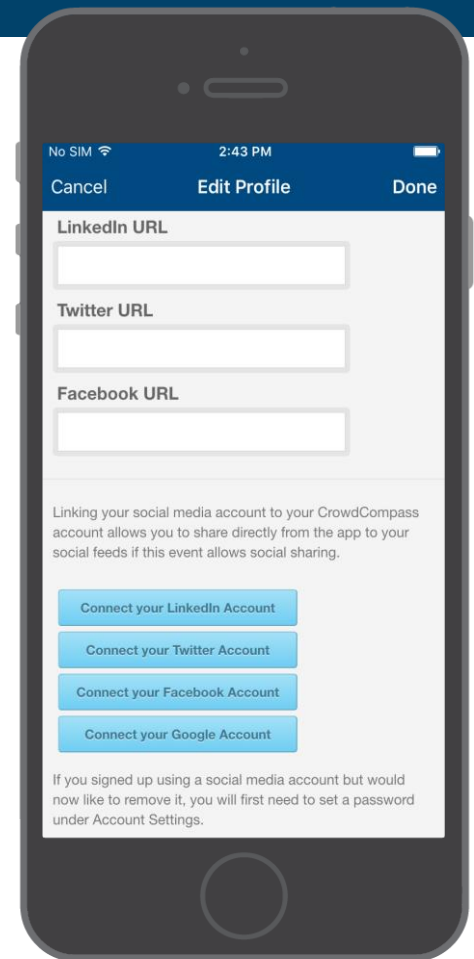
# Sharing on Social Media

## Connect your account


**1. Access your profile settings.** After logging in, tap the  icon in the top left, then your name to access your profile settings.

**2. Add social media accounts.** Scroll down to find a set of buttons that you can use to connect to your accounts.

Tap the appropriate button, enter your username and password, and tap **Authorize app** or **Connect Account**.



## Start posting

**1. Access the Activity Feed.** After logging in, tap the  icon in the top left, then, under My Items, tap **Activity Feed**.

**2. Post your creation.** Tap the plus sign in the bottom right corner on the screen and choose whether you'd like to upload a photo or text to the activity feed.

Once you've finished, you can use the icons to select which accounts you want to share this on, then tap **Post**.