




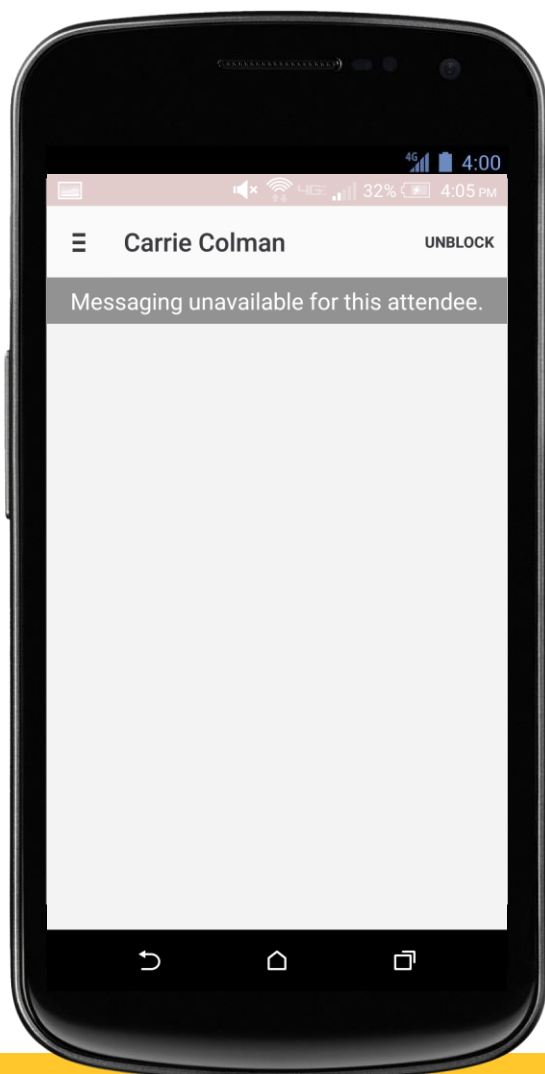
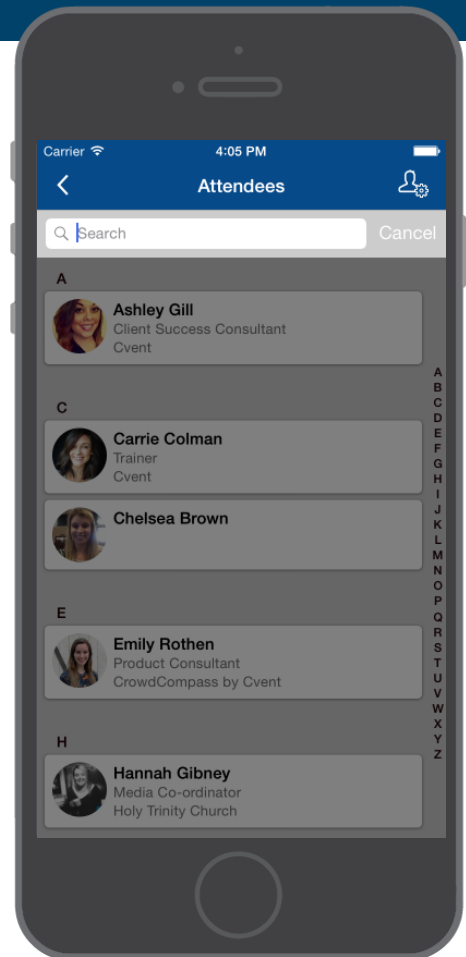
Messaging Attendees

Get to Chatting

1. Access the Attendee List. After logging in, tap the  Attendees icon.

2. Send your message. Find the person you want to message by either scrolling through the list or using the search bar at the top of the screen.

Tap their name, then the chat  icon to start texting. If you want to pick up a chat you previously started, tap the  icon in the top right, then **My Messages**.



Block an Attendee

1. Access the Attendee List. Just as before, log in and tap the **Attendees** icon.

2. Block the person. Find the person you're worried about by scrolling through the list or using the search bar at the top of the screen.

Tap their name, then the chat icon. But, don't type anything, instead tap **Block** in the top right.