

# Logging In Via the Web

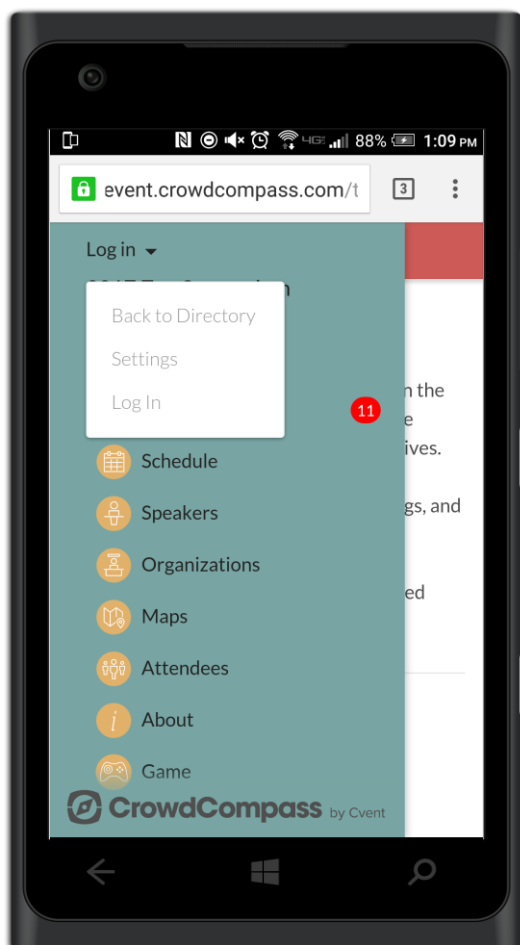
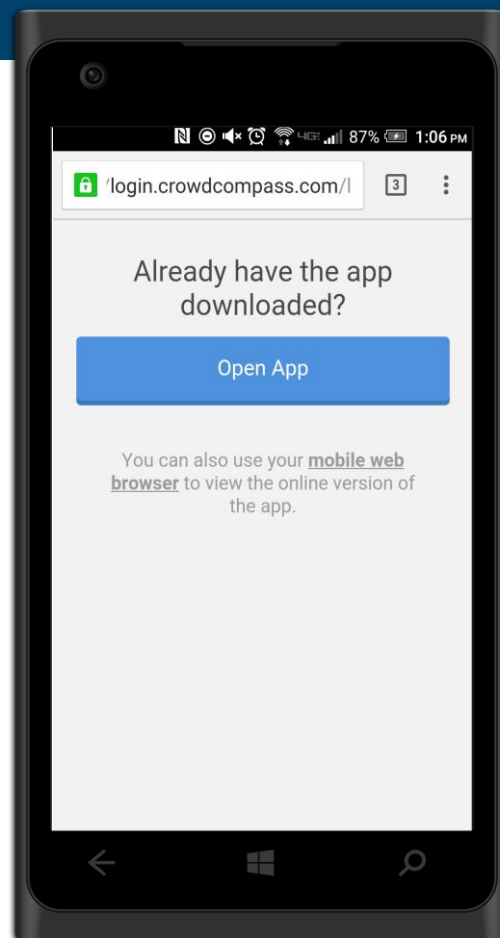
## Through the Invitation

**1. Open your invitation email.** Access your invitation on the device that you plan to bring to the event.

Tap **Verify Account**.


*Note: Your verification code will be sent to the email you've used to register for the conference.*

**2. Activate your account.** Click **mobile web browser** to complete the verification via the Online Event Guide.



## Through a URL

**1. Open a browser.** Access the web version of the event's app using this URL:  
<https://crowd.cc/cbie2018>

Tap the  icon in the top left. **Log in**, then, log in once again from the dropdown menu.

**2. Enter your details.** Enter your first and last name where prompted, then tap **Next**. Enter an email address you have access to, then tap **Next** one more time.

**3. Verify your account.** Access your verification email. You'll see it includes your four-digit verification code.

Return to the log in page and enter the verification code, then tap **Verify** to log in to your mobile app.