

Pathways for international student success: there's an app for that

Presenters: Rama Ishak (Sheridan College),
Katie Orr (NSCC), Ganesh Neelanjmath (iCent)



Download app for presentation

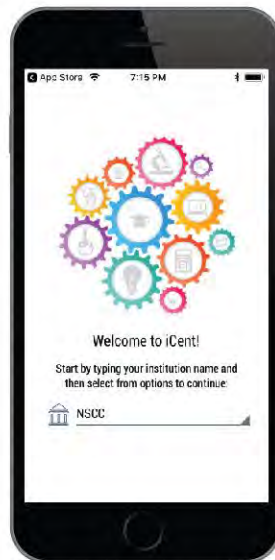


CBIE 2017
Halifax, Canada

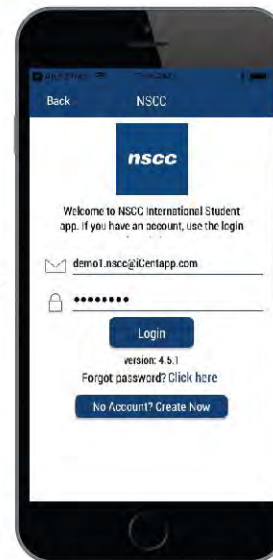
The One Stop Shop...
for International Students



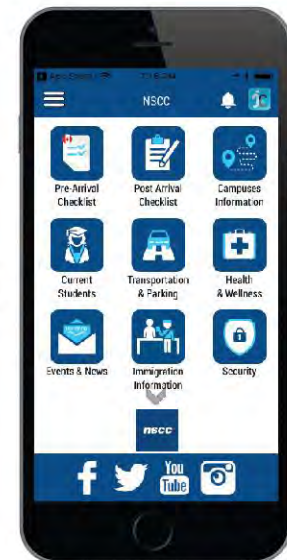
Open app store,
search for "iCent"



Type institution name,
select from drop list



Enter email id
and password



Institution
dashboard

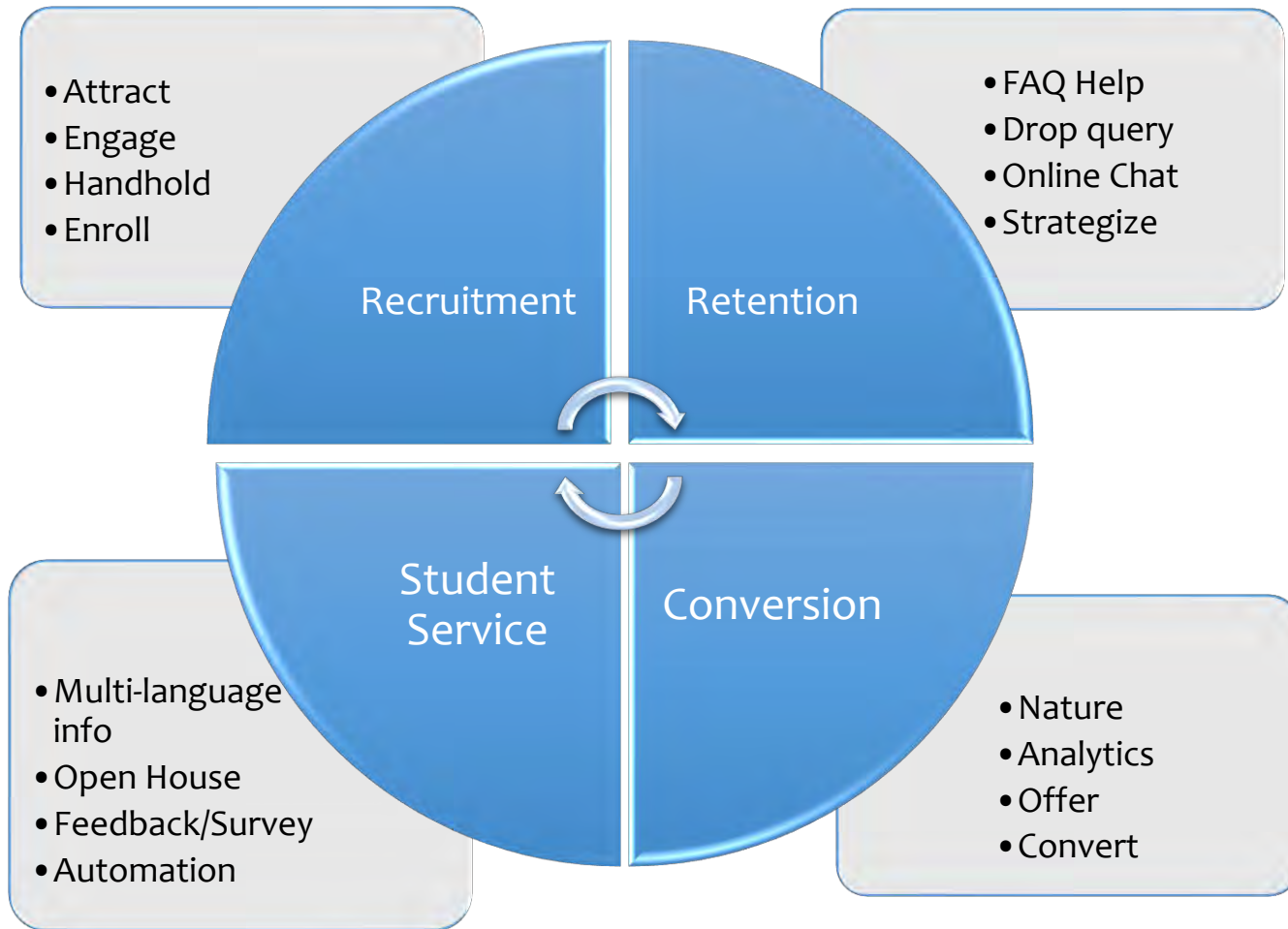
'CBIE 2017' demo app / _____ / _____

www.iCentapp.com | info@iCentapp.com

Agenda

- Purpose of the app
- Configuration – iAdmin
- Institutional support and buy-in

Adapting to Student Life Cycle

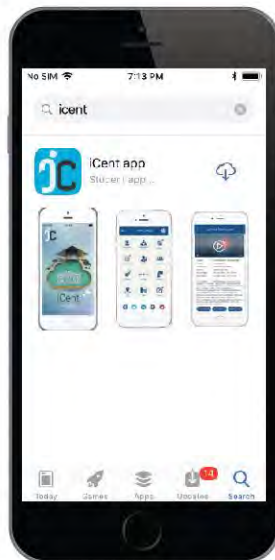


Download app for presentation

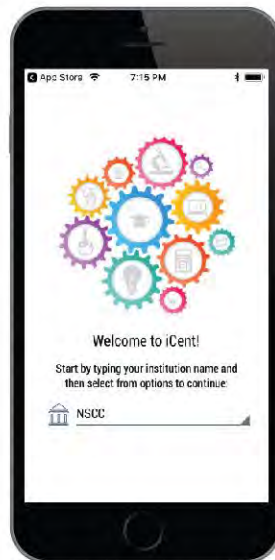


CBIE 2017
Halifax, Canada

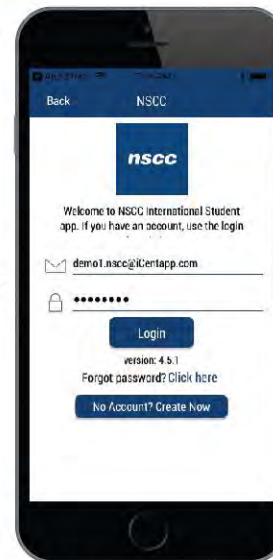
The One Stop Shop...
for International Students



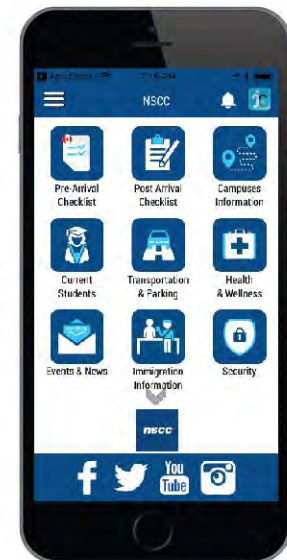
Open app store,
search for "iCent"



Type institution name,
select from drop list



Enter email id
and password



Institution
dashboard

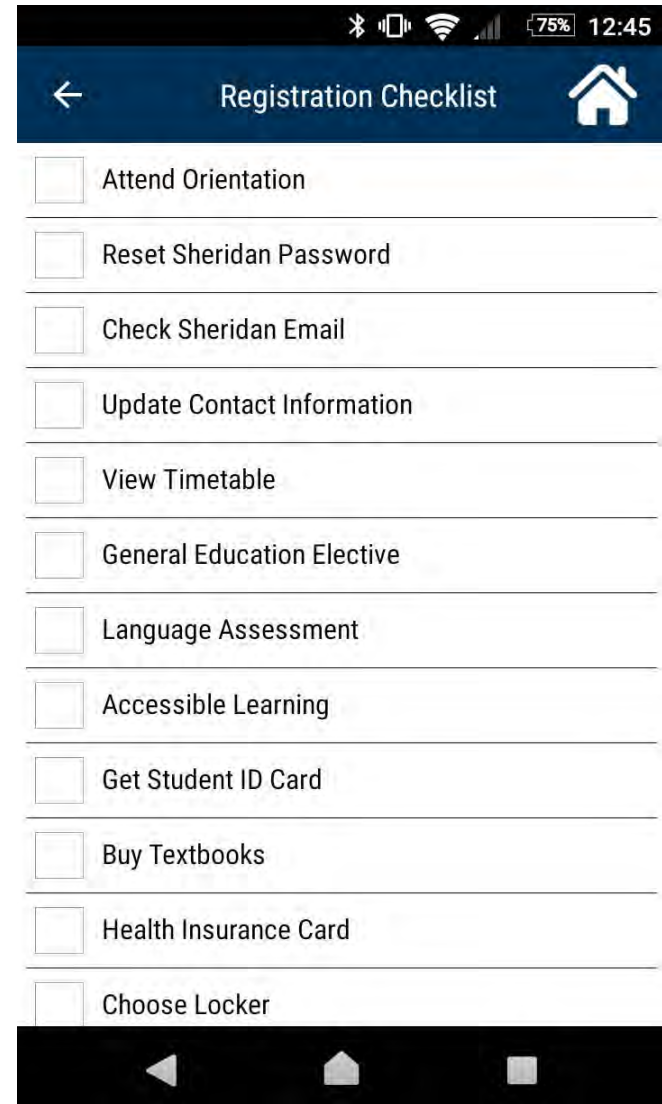
'CBIE 2017' demo app / _____ / _____

www.iCentapp.com | info@iCentapp.com

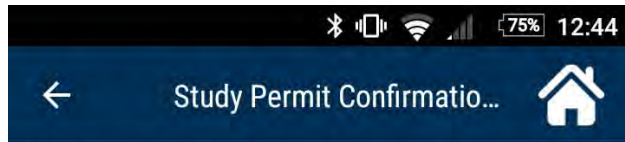
Roll out of the app

- Email campaigns
- Website
- Social Media
- Fall 2015 – Sheridan launched in pre-departure orientations – India and China
- iCent business cards
- Open House
- Campus community

Overview of the app



Overview of the app cont'd

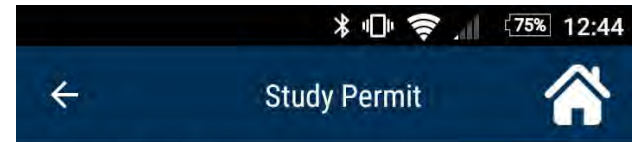


For fastest access to your timetable, please submit your Study Permit Confirmation Letter once your visa is approved.

To submit, click on the "Upload" button below, select the image from your phone library or take a picture and click on "Done".

Please make sure the picture you upload is clear, to see a sample, [click here](#).

Submitted File



New Students

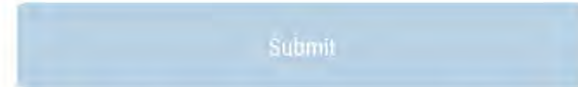
One in Canada, submit a copy of your current, valid Study Permit. You MUST submit your Study Permit to receive your timetable.

Current Students

If you applied for a Study Permit extension, you MUST submit your new Study Permit to remain enrolled.

To submit, click on the "Upload" button below, select the image from your phone library or take a picture and click on "Done".

Please make sure the picture you upload is clear, to see a sample, [click here](#).



Adapting to Student Life Cycle

2015



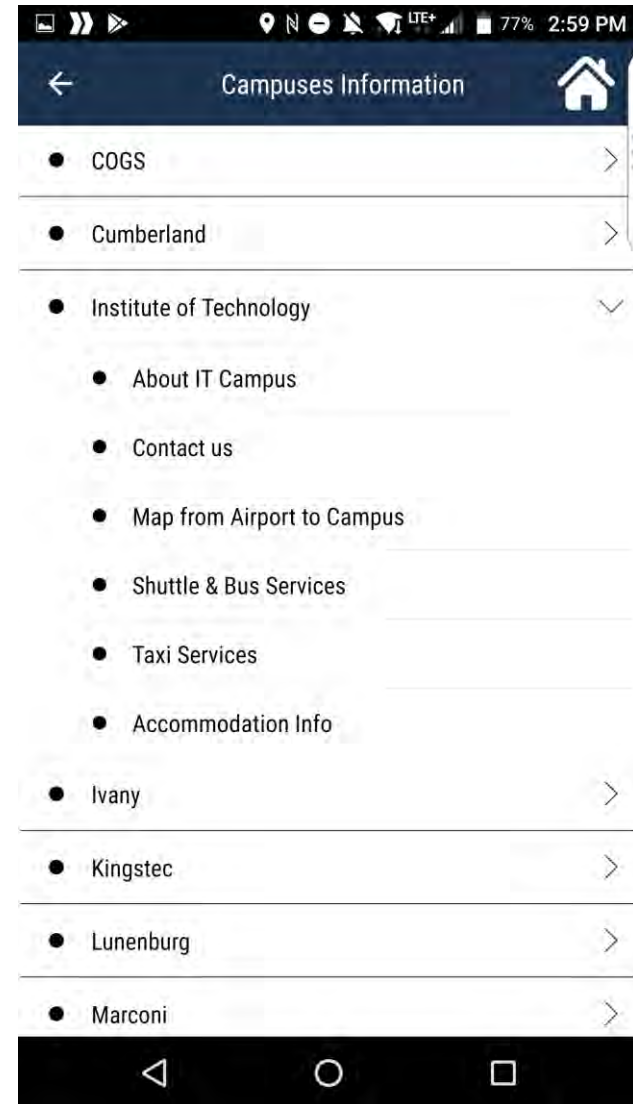
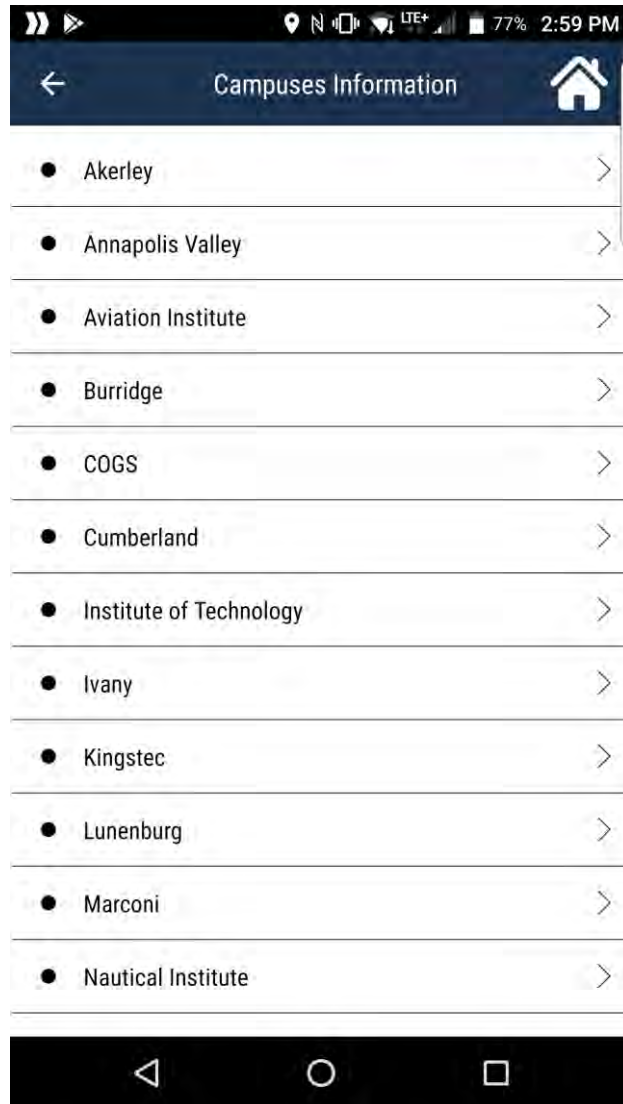
2017



Overview of the app



Overview of the app cont'd



Sheridan Analytics

Time Period (July 1, 2017 – October 31, 2017)

Total app downloads: 2925

- Completed pre-departure checklist: 2769
- Completed registration checklist: 1562
- Immigration file submission: 862

NSCC Analytics

Time Period (Aug 1, 2017 – October 31, 2017)

Total app downloads: 180

- Completed pre-departure checklist: 241
- Completed registration checklist: 120

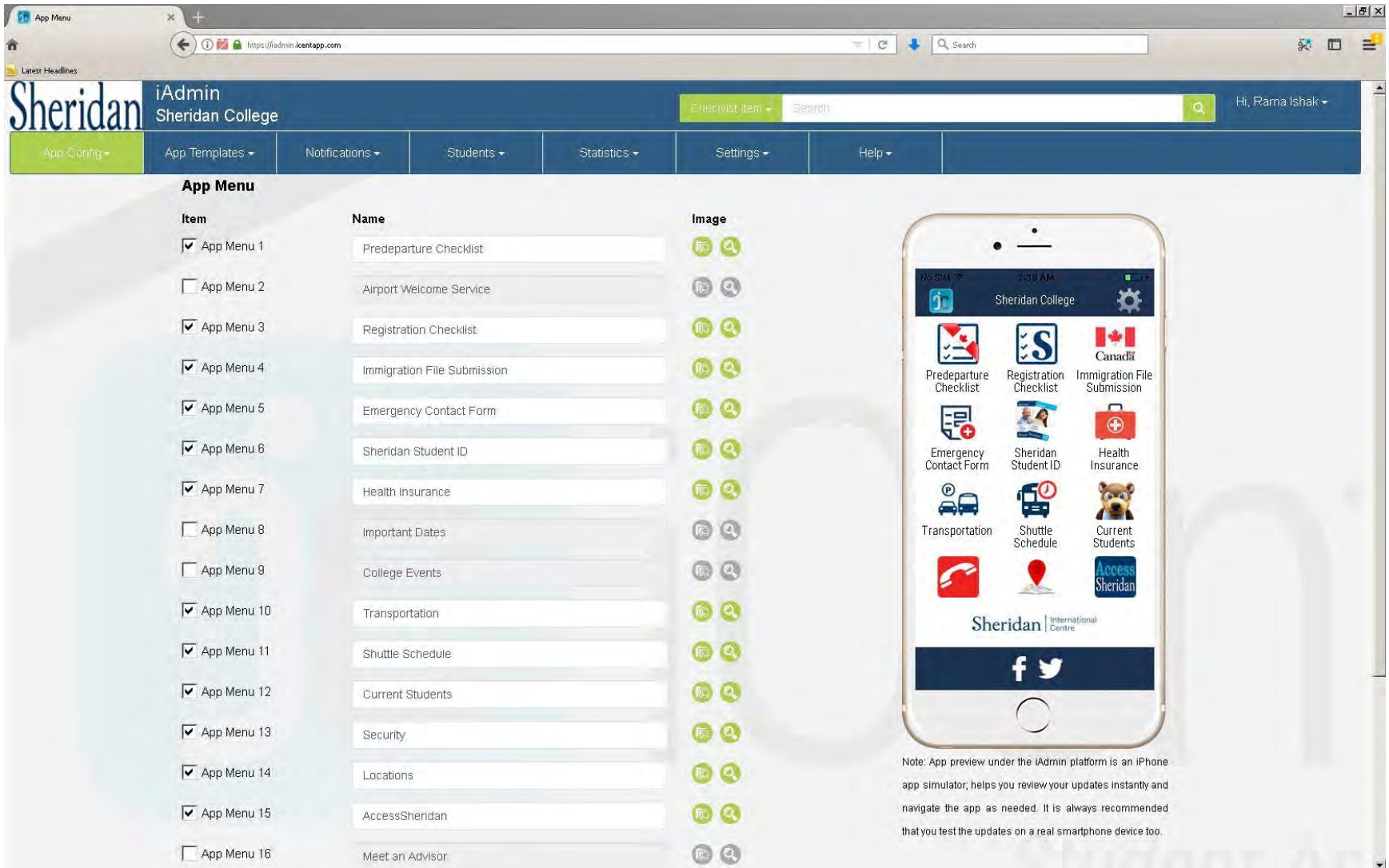
Sheridan Analytics



NSCC Analytics



Configuration - iAdmin



The screenshot displays the iAdmin configuration interface for Sheridan College. The interface is divided into several sections:


- Header:** Includes the Sheridan College logo, the text "iAdmin Sheridan College", a search bar, and a user greeting "Hi, Rama Ishak".
- Navigation Bar:** Contains tabs for "App Config", "App Templates", "Notifications", "Students", "Statistics", "Settings", and "Help".
- App Menu Table:** A table with three columns: "Item", "Name", and "Image". It lists 16 app menu items, each with a checkbox, a name, and a corresponding icon.
- App Preview:** A visual representation of the app on an iPhone simulator, showing the app's home screen with various icons for services like Predeparture Checklist, Registration Checklist, Immigration File Submission, Emergency Contact Form, Sheridan Student ID, Health Insurance, Transportation, Shuttle Schedule, Current Students, and Access Sheridan.

App Menu Table:

Item	Name	Image
<input checked="" type="checkbox"/> App Menu 1	Predeparture Checklist	
<input type="checkbox"/> App Menu 2	Airport Welcome Service	
<input checked="" type="checkbox"/> App Menu 3	Registration Checklist	
<input checked="" type="checkbox"/> App Menu 4	Immigration File Submission	
<input checked="" type="checkbox"/> App Menu 5	Emergency Contact Form	
<input checked="" type="checkbox"/> App Menu 6	Sheridan Student ID	
<input checked="" type="checkbox"/> App Menu 7	Health Insurance	
<input type="checkbox"/> App Menu 8	Important Dates	
<input type="checkbox"/> App Menu 9	College Events	
<input checked="" type="checkbox"/> App Menu 10	Transportation	
<input checked="" type="checkbox"/> App Menu 11	Shuttle Schedule	
<input checked="" type="checkbox"/> App Menu 12	Current Students	
<input checked="" type="checkbox"/> App Menu 13	Security	
<input checked="" type="checkbox"/> App Menu 14	Locations	
<input checked="" type="checkbox"/> App Menu 15	AccessSheridan	
<input type="checkbox"/> App Menu 16	Meet an Advisor	

Note: App preview under the iAdmin platform is an iPhone app simulator; helps you review your updates instantly and navigate the app as needed. It is always recommended that you test the updates on a real smartphone device too.

Institutional Support and Buy in



Your feedback is important to us!

Please take a moment to submit the evaluation for this session.

Evaluations are found on CBIE's Conference app.

Thank you!