

Only **2.3%** of university students went abroad in the 2014-15 academic year¹

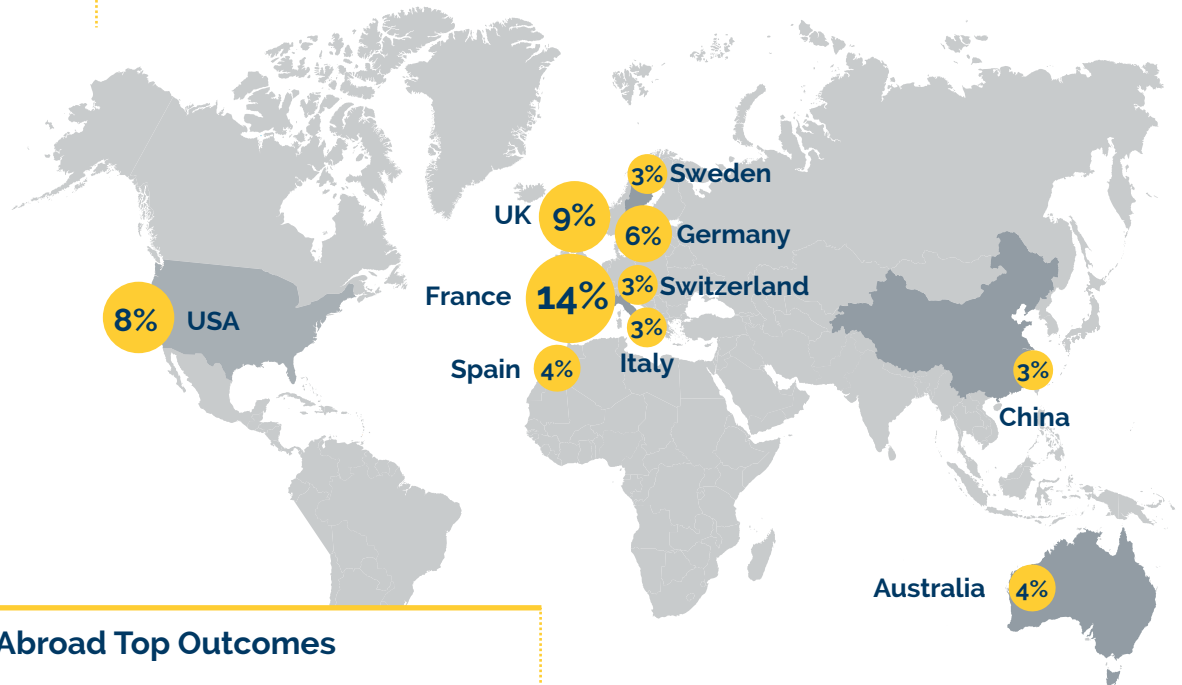
7 in 10 mobile students agree that their experience abroad influenced their **career choice**

2/3 of mobile students agree that their experience abroad influenced their **academic path**

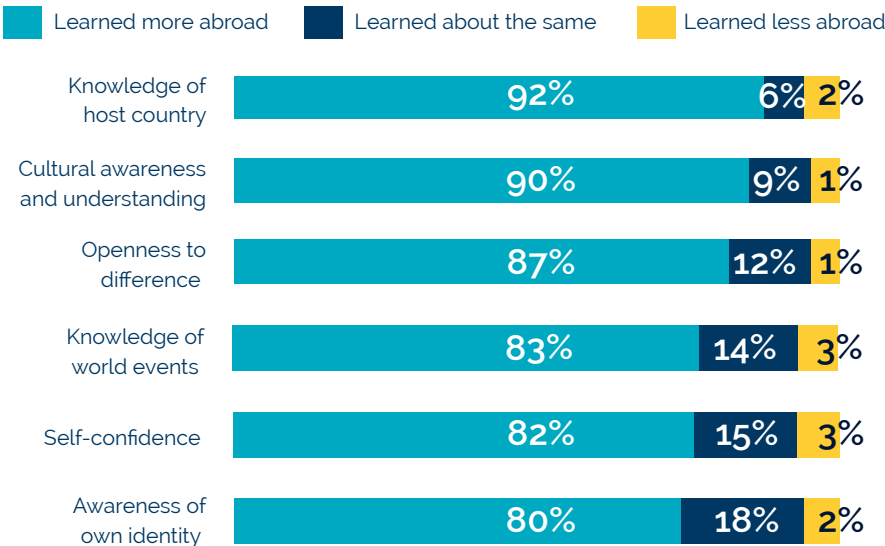
Top Five Fields of Study of Outbound Students²



Top 10 Destinations for Outbound Students

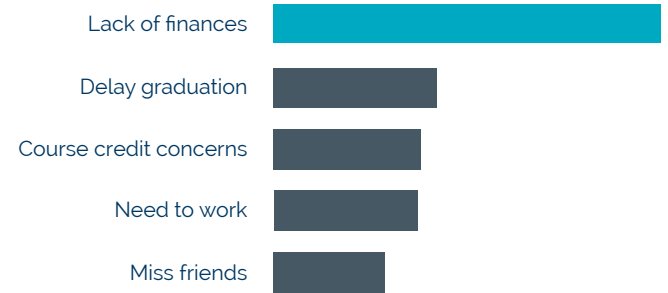


Education Abroad Top Outcomes



Greatest Barrier to Education Abroad: Cost

80% of students require **financial assistance** in order to participate



Better career outcomes: **“I was recently hired for my first job with a company in Quebec - my cross cultural experience and French language experience definitely helped me get noticed and land this amazing position.”**

– Undergraduate student with education abroad experiences in the UK and France



60% of students **received credit** on their Canadian transcript for their most recent experience abroad

¹ Based on data submitted by 30 participating universities. Includes undergrad and graduate students participating in credit and not-for-credit experiences.
² All data, unless otherwise specified, is derived from CBIE's 2016 Education Abroad Student Survey of 7000+ students from 35 Canadian universities and colleges/polytechnics.